International

Price list

Valid from 01. June 2022

PURE PROGRESS / poloplast

Legend

A. no..... Article number
di..... Inside diameter
DN..... Outside diameter (Dimension Nominal)
DN 2..... Outside diameter (Dimension Nominal)
DN 3..... Outside diameter (Dimension Nominal)
do..... Outside diameter
h..... Height
PN..... Pressure Nominal
PU..... Packing unit in pieces
UL.....Unit length

Price list 01. June 2022
Recommended retail price (no price fixing) in EUR, excluding retailers' VAT (EN).
Our General Terms of Sale, Delivery and Payment apply. These can be found on our website, www.poloplast.com. When using our materials, please follow the standards, installation regulations and our technical manuals that apply to the respective area of application. Subject to technical changes. All information provided without guarantee.

Technical information
DN – according to European standardisation CEN/TC 155 (Outer diamter - nominal diameter). Packing Ordinance license no. ARA AG 5414.

Contents

1 Building drainage

1.1 POLO-KAL XS 4
1.2 POLO-KAL NG 9
1.3 POLO-KAL 3S 16
1.4 POLO-KAL® System components 20

2 Wastewater disposal

2.1 POLO-ECO plus Premium 29

3 Pipe and cable penetration

3.1 POLO-RDS Evolution 37

4 Bridge construction

4.1 Bridge drainage 40

1 Building drainage

1.1 POLO-KAL XS

POLO-KAL XS is the innovation when it comes to user friendliness.
The particularly slim Monotec socket is the ideal choice in confined spaces. The integrated seal guarantees a quick and secure connection - even without any lubricant.

1.1.1 Pipes

Push-fit socket pipe
PKXEM
with Monotec socket

DN	UL	A. no.	€	PU
32 di = 28.4 mm	150 mm	102000	2.95	20
	250 mm	102001	3.91	20
	500 mm	102002	5.38	20
	1,000 mm	102003	8.08	10
	1,500 mm	102004	12.66	10
	2,000 mm	102005	15.61	10

DN	UL	A. no.	€	PU
75 di = 69.8 mm	150 mm	102030	6.26	20
	250 mm	102031	7.02	20
	500 mm	102032	9.79	20
	750 mm	102039	12.98	8
	1,000 mm	102033	13.46	8
	1,500 mm	102034	19.88	8
	2,000 mm	102035	25.91	8
	3,000 mm	102036	38.56	8

DN	UL	A. no.	€	PU
40 di = 36.4 mm	150 mm	102010	2.95	20
	250 mm	102011	3.91	20
	500 mm	102012	5.38	20
	750 mm	102019	7.44	10
	1,000 mm	102013	8.08	10
	1,500 mm	102014	12.66	10
	2,000 mm	102015	15.61	10
	3,000 mm	102016	22.31	10

DN	UL	A. no.	€	PU
90 di = 84 mm	150 mm	102070	7.60	20
	250 mm	102071	9.65	20
	500 mm	102072	14.59	20
	750 mm	102079	21.06	6
	1,000 mm	102073	22.74	6
	1,500 mm	102074	31.88	6
	2,000 mm	102075	42.92	6
	3,000 mm	102076	61.39	6

DN	UL	A. no.	€	PU
50 di = 46 mm	150 mm	102020	3.47	20
	250 mm	102021	3.91	20
	500 mm	102022	5.38	20
	750 mm	102029	7.44	10
	1,000 mm	102023	8.08	10
	1,500 mm	102024	13.18	10
	2,000 mm	102025	16.87	10
	3,000 mm	102026	26.15	10

DN	UL	A. no.	€	PU
110 di = 103.2 mm	150 mm	102040	7.60	20
	250 mm	102041	9.65	20
	500 mm	102042	14.59	20
	750 mm	102049	21.06	4
	1,000 mm	102043	22.74	4
	1,500 mm	102044	31.88	4
	2,000 mm	102045	42.92	4
	3,000 mm	102046	61.39	4

1.1.2 Fittings

Bend
PKXB
with Monotec socket

DN	Angle	A. no.	€	PU
32	15°	102100	3.47	20
	30°	102101	3.47	20
	45°	102102	3.23	20
	67.5°	102103	3.75	20
	87.5°	102104	3.47	20

DN	Angle	A. no.	€	PU
75	15°	102130	6.77	20
	30°	102131	6.77	20
	45°	102132	6.77	20
	67.5°	102133	9.44	20
	87.5°	102134	9.05	20

DN	Angle	A. no.	€	PU
40	15°	102110	3.47	20
	30°	102111	3.47	20
	45°	102112	3.23	20
	67.5°	102113	3.75	20
	87.5°	102114	3.47	20

DN	Angle	A. no.	€	PU
90	15°	102170	10.54	20
	30°	102171	10.54	20
	45°	102172	9.79	20
	67.5°	102173	11.42	20
	87.5°	102174	10.54	20

DN	Angle	A. no.	€	PU
50	15°	102120	4.49	20
	30°	102121	3.91	20
	45°	102122	3.91	20
	67.5°	102123	5.38	20
	87.5°	102124	4.49	20

DN	Angle	A. no.	€	PU
110	15°	102140	10.54	20
	30°	102141	10.54	20
	45°	102142	9.79	20
	67.5°	102143	11.42	20
	87.5°	102144	10.54	20

Branch
PKXEA
with Monotec socket

Swept entry branch

DN	DN 2	Angle	A. no.	€	PU
32	32	45°	102200	7.07	10
40	32	45°	102203	7.28	10
	40	45°	102206	7.28	10
	40	67.5°	102207	7.28	10
	40	87.5°	102208	7.28	10
50	32	45°	102209	9.05	10
	40	45°	102212	9.05	10
	40	67.5°	102213	9.05	10
	40	87.5°	102214	9.05	10
	50	45°	102215	9.05	10
	50	67.5°	102216	9.05	10
	50	87.5°	102217	9.05	10
75	50	45°	102218	12.45	10
	50	67.5°	102219	12.45	10
	50	87.5°	102220	12.45	10
	75	45°	102221	12.45	10
	75	67.5°	102222	12.45	10
	75	87.5°	102223	12.45	10
90	50	45°	102210	20.47	10
	50	67.5°	102835	21.11	10
	50	87.5°	102830	20.84	10
	75	45°	102834	21.11	10
	75	67.5°	102832	21.11	10
	75	87.5°	102833	21.11	10
	90	45°	102211	20.84	10
	90	67.5°	102831	21.11	10
	90	87.5°	102248	20.84	10
110	50	45°	102224	20.47	10
	50	67.5°	102225	21.11	10
	50	87.5°	102226	20.84	10
	75	45°	102227	21.11	10
	75	67.5°	102228	21.11	10
	75	87.5°	102229	21.11	10
	90	45°	102839	20.84	10
	90	67.5°	102837	21.11	10
	90	87.5°	102836	20.84	10
	110	45°	102230	20.84	10
	110	67.5°	102231	21.11	10
	110	87.5°	102232*	20.84	10

NEW

* Swept entry branch

Double branch
PKXDA
with Monotec socket

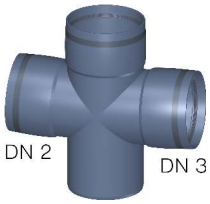

DN	DN 2	DN 3	Angle	A. no.	€	PU
75	50	50	45°	102295	36.01	10
	75	75	45°	102396	46.23	10

DN	DN 2	DN 3	Angle	A. no.	€	PU
90	50	50	67.5°	102848	35.49	10
	90	90	67.5°	102846	42.04	10
	90	90	87.5°	102847	42.04	10

DN	DN 2	DN 3	Angle	A. no.	€	PU
110	50	50	45°	102258	35.49	10
	50	50	67.5°	102260	35.49	10
	50	50	87.5°	102255	35.49	10
	75	75	87.5°	102269	42.04	10
	110	110	45°	102259	50.13	10
	110	110	67.5°	102261	42.04	10
	110	110	87.5°	102267	42.04	10

Corner double branch
PKXEDA
with Monotec socket
outlets equal-bottom

DN	DN 2	DN 3	Angle	A. no.	€	PU
90	50	50	87.5°	101538	82.38	10
	50	90	87.5°	102827	94.83	5
	90	50	87.5°	102826	94.83	5
	90	90	87.5°	102829	82.38	10

DN	DN 2	DN 3	Angle	A. no.	€	PU
110	50	50	87.5°	101540	82.38	10
	50	110	87.5°	102838	94.83	5
	75	110	87.5°	102279	94.83	10
	90	90	87.5°	101539	94.83	10
	110	50	87.5°	102291	94.83	5
	110	75	87.5°	102277	94.83	10
	110	110	87.5°	102275	94.83	10

Verticale double branch
PKXVDA
with Monotec socket

DN	DN 2	DN 3	Angle	A. no.	€	PU
90	90	50	87.5°	101945	101.31	10
110	90	50	87.5°	101946	104.69	10
	110	50	87.5°	101947	106.39	10

Parallel branch
PKXPA
with Monotec socket

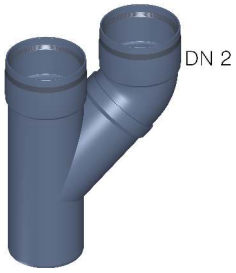

DN	DN 2	A. no.	€	PU
90	90	102828	79.21	10
110	110	102294	79.21	10

Combo branch
PKXKA
with Monotec socket

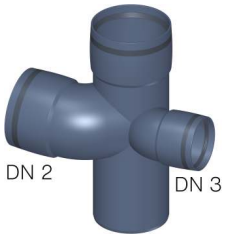

DN	DN 2	DN 3	Angle	A. no.	€	PU
110	75	110	87.5°	102273	151.36	5
	110	75	87.5°	102268	151.36	5
	110	110	87.5°	102296	171.22	5

Adapter
PKXR
with Monotec socket

DN	DN 2	A. no.	€	PU
40	32	102280	5.46	20
50	32	102281	5.46	20
	40	102282	5.08	20
75	50	102283	6.62	20
90	50	102885	9.79	20
	75	102886	9.79	20
110	50	102284	9.79	20
	75	102285	9.79	20
	90	102887	10.54	20

Cleaning pipe
PKXRE
with Monotec socket
pressure-tight up to 0.5 bar

DN	A. no.	€	PU
50	102342	16.26	10
75	102343	20.11	10
90	102347	29.75	10
110	102344	29.75	10

Replacement cover for cleaning pipe

DN	A. no.	€	PU
50	07914	12.28	1
75	07918	14.05	1
90	07903	16.09	1
110	07925	18.34	1

Double socket
PKXD
with Monotec socket

DN	A. no.	€	PU	
32	102300	4.87	10	NEW
40	102301	4.87	10	
50	102302	5.08	10	
75	102303	6.77	10	
90	102307	11.87	10	
110	102304	11.87	10	

Slip-on sleeve
PKXU
with Monotec socket

DN	A. no.	€	PU	
32	102310	4.87	10	NEW
40	102311	4.87	10	
50	102312	5.08	10	
75	102313	6.77	10	
90	102319	11.87	10	
110	102314	11.87	10	

Long socket
PKXL
with Monotec socket

DN	A. no.	€	PU
40	102331	5.46	10
50	102332	7.07	10
75	102333	10.11	10
90	102338	16.26	10
110	102334	16.26	10

Extraction-proof connection
PKXASV

DN	A. no.	€	PU
32	101750	4.87	10
40	101751	6.33	10
50	101752	7.39	10
75	101753	8.84	10
90	101754	11.06	10
110	101755	20.76	10

1.1.3 Tools

Pipe cutter
fast and easy cutting of POLO-KAL® pipes
including spare knife

DN	A. no.	€	PU
32	100096	73.24	1
40	100097	73.24	1
50	100098	73.24	1

spare blade
for pipe cutter
Package content: 3 items

A. no.	€	PU
100099	36.57	1

1.1.4 Accessories

Lubricant

Description	A. no.	€	PU
250 g, tube	08972	5.92	42
1 kg, bucket	08975	16.76	18

1.2 POLO-KAL NG

POLO-KAL NG is an all-round talent in building drainage.
The three-layered, highly sound insulating pipe system scores for its excellent product properties and the comprehensive product range.

1.2.1 Pipes

Push-fit socket pipe PKEM

DN	UL	A. no.	€	PU
32 di = 28.4 mm	150 mm	02000	2.85	20
	250 mm	02001	3.83	20
	500 mm	02002	5.24	20
	1,000 mm	02003	7.86	10
	1,500 mm	02004	12.28	10
	2,000 mm	02005	15.10	10

DN	UL	A. no.	€	PU
110 di = 103.2 mm	150 mm	02040	7.35	20
	250 mm	02041	9.30	20
	500 mm	02042	14.05	20
	750 mm	02049	20.45	4
	1,000 mm	02043	22.08	4
	1,500 mm	02044	30.84	4
	2,000 mm	02045	41.55	4
	3,000 mm	02046	59.44	4
	4,000 mm	02047	79.18	2

DN	UL	A. no.	€	PU
40 di = 36.4 mm	150 mm	02010	2.85	20
	250 mm	02011	3.83	20
	500 mm	02012	5.24	20
	750 mm	02019	7.19	10
	1,000 mm	02013	7.86	10
	1,500 mm	02014	12.28	10
	2,000 mm	02015	15.10	10
	3,000 mm	02016	21.56	10

DN	UL	A. no.	€	PU
125 di = 117.2 mm	150 mm	02050	11.01	135
	250 mm	02051	14.05	90
	500 mm	02052	20.21	45
	1,000 mm	02053	32.79	40
	1,500 mm	02054	44.39	40
	2,000 mm	02055	60.55	40
	3,000 mm	02056	84.33	40
	4,000 mm	02057	113.97	40

DN	UL	A. no.	€	PU
50 di = 46 mm	150 mm	02020	3.38	20
	250 mm	02021	3.83	20
	500 mm	02022	5.24	20
	750 mm	02029	7.19	10
	1,000 mm	02023	7.86	10
	1,500 mm	02024	12.73	10
	2,000 mm	02025	16.32	10
	3,000 mm	02026	25.36	10

DN	UL	A. no.	€	PU
160 di = 150.2 mm	150 mm	02060	16.69	84
	250 mm	02061	20.21	56
	500 mm	02062	31.22	28
	1,000 mm	02063	48.94	36
	1,500 mm	02064	66.84	36
	2,000 mm	02065	90.85	36
	3,000 mm	02066	129.24	36
	4,000 mm	02067	161.81	36

DN	UL	A. no.	€	PU
75 di = 69.8 mm	150 mm	02030	5.99	20
	250 mm	02031	6.83	20
	500 mm	02032	9.44	20
	750 mm	02039	12.52	8
	1,000 mm	02033	13.10	8
	1,500 mm	02034	19.24	8
	2,000 mm	02035	25.07	8
	3,000 mm	02036	37.27	8
	4,000 mm	02037	45.88	8

DN	UL	A. no.	€	PU
200 di = 186.4 mm	1,000 mm	02951	86.05	25
	3,000 mm	02953	232.37	25
	6,000 mm	02954	439.79	25

DN	UL	A. no.	€	PU
90 di = 84 mm	150 mm	02070	7.35	20
	250 mm	02071	9.30	20
	500 mm	02072	14.05	20
	750 mm	02079	20.45	6
	1,000 mm	02073	22.08	6
	1,500 mm	02074	30.84	6
	2,000 mm	02075	41.55	6
	3,000 mm	02076	59.44	6
	4,000 mm	02077	79.18	4

DN	UL	A. no.	€	PU
250 di = 232.8 mm	1,000 mm	02956	132.10	16
	3,000 mm	02959	340.32	16

1.2.2 Fittings

Bend
PKB

DN	Angle	A. no.	€	PU
32	15°	02100	3.38	20
	30°	02101	3.38	20
	45°	02102	3.15	20
	67.5°	02103	3.68	20
	87.5°	02104	3.38	20

DN	Angle	A. no.	€	PU
40	15°	02110	3.38	20
	30°	02111	3.38	20
	45°	02112	3.15	20
	67.5°	02113	3.68	20
	87.5°	02114	3.38	20

DN	Angle	A. no.	€	PU
50	15°	02120	4.26	20
	30°	02121	3.83	20
	45°	02122	3.83	20
	67.5°	02123	5.24	20
	87.5°	02124	4.26	20

DN	Angle	A. no.	€	PU
75	15°	02130	6.59	20
	30°	02131	6.59	20
	45°	02132	6.59	20
	67.5°	02133	9.05	20
	87.5°	02134	8.74	20

DN	Angle	A. no.	€	PU
90	15°	02170	10.18	20
	30°	02171	10.18	20
	45°	02172	9.44	20
	67.5°	02173	11.01	20
	87.5°	02174	10.18	20

DN	Angle	A. no.	€	PU
110	15°	02140	10.18	20
	30°	02141	10.18	20
	45°	02142	9.44	20
	67.5°	02143	11.01	20
	87.5°	02144	10.18	20

DN	Angle	A. no.	€	PU
125	15°	02150	19.62	20
	30°	02151	19.62	20
	45°	02152	19.62	20
	67.5°	02153	28.60	20
	87.5°	02154	28.60	20

DN	Angle	A. no.	€	PU
160	15°	02160	30.61	10
	30°	02161	30.61	10
	45°	02162	30.61	10
	67.5°	02163	47.55	10
	87.5°	02164	47.55	10

DN	Angle	A. no.	€	PU
200	15°	02960	139.11	40
	30°	02962	139.11	40
	45°	02963	139.11	40
	87.5°	02965	175.93	25

DN	Angle	A. no.	€	PU
250	45°	02968	260.21	18
	87.5°	02970	273.81	9

Branch
PKEA

Swept entry branch

DN	DN 2	Angle	A. no.	€	PU
32	32	45°	02200	6.83	10
40	32	45°	02203	7.04	10
	40	45°	02206	7.04	10
	40	67.5°	02207	7.04	10
	40	87.5°	02208	7.04	10
50	32	45°	02209	8.74	10
	40	45°	02212	8.74	10
	40	67.5°	02213	8.74	10
	40	87.5°	02214	8.74	10
	50	45°	02215	8.74	10
	50	67.5°	02216	8.74	10
	50	87.5°	02217	8.74	10
75	50	45°	02218	12.04	10
	50	67.5°	02219	12.04	10
	50	87.5°	02220	12.04	10
	75	45°	02221	12.04	10
	75	67.5°	02222	12.04	10
	75	87.5°	02223	12.04	10
90	50	45°	02210	19.75	10
	50	67.5°	02835	20.52	10
	50	87.5°	02830	20.21	10
	75	45°	02834	20.52	10
	75	67.5°	02832	20.52	10
	75	87.5°	02833	20.52	10
	90	45°	02211	20.21	10
	90	67.5°	02831	20.52	10
	90	87.5°	02248*	20.21	10

Continued on next page

Continued from previous page

110	40	45°	02204	19.75	10
	50	45°	02224	19.75	10
	50	67.5°	02225	20.52	10
	50	87.5°	02226	20.21	10
	75	45°	02227	20.52	10
	75	67.5°	02228	20.52	10
	75	87.5°	02229	20.52	10
	90	45°	02839	20.21	10
	90	67.5°	02837	20.52	10
	90	87.5°	02836	20.21	10
	110	45°	02230	20.21	10
	110	67.5°	02231	20.52	10
	110	87.5°	02232*	20.21	10
125	75	45°	02233	34.37	10
	75	87.5°	02235	34.37	10
	90	45°	02843	47.01	10
	90	67.5°	02844	47.01	10
	90	87.5°	02845	47.01	10
	110	45°	02236	47.01	10
	110	67.5°	02237	47.01	10
	110	87.5°	02238	47.01	10
	125	45°	02239	70.87	10
	125	87.5°	02241	70.87	10
160	110	45°	02242	73.20	5
	110	67.5°	02243	73.20	5
	110	87.5°	02244	73.20	5
	125	45°	02240	99.31	5
	125	87.5°	02246	118.82	5
	160	45°	02245	110.45	5
	160	87.5°	02247	110.45	5
200	160	45°	02971	173.90	16
	160	87.5°	02972	186.04	20
	200	45°	02973	227.42	14
	200	87.5°	02974	259.67	15
250	160	45°	02975	256.24	12
	160	87.5°	02976	294.08	12
	250	45°	02979	404.72	5
	250	87.5°	02980	432.98	7

* Swept entry branch

Double branch
PKDA

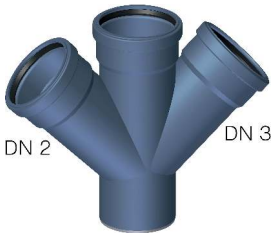

Swept entry branch

DN	DN 2	DN 3	Angle	A. no.	€	PU
75	50	50	45°	02295	34.86	10
	75	75	45°	02396	44.75	10

DN	DN 2	DN 3	Angle	A. no.	€	PU
90	50	50	67.5°	02848	34.37	10
	90	90	67.5°	02846	40.65	10
	90	90	87.5°	02847*	40.65	10

DN	DN 2	DN 3	Angle	A. no.	€	PU
110	50	50	45°	02258	34.37	10
	50	50	67.5°	02260	34.37	10
	50	50	87.5°	02255	34.37	10
	75	75	87.5°	02269	40.65	10
	110	110	45°	02259	48.60	10
	110	110	67.5°	02261	40.65	10
	110	110	87.5°	02267*	40.65	10

DN	DN 2	DN 3	Angle	A. no.	€	PU
125	110	110	45°	02234	63.76	5
	110	110	67.5°	02262	63.76	5
	110	110	87.5°	02272	63.76	5

Continued on next page

Continued from previous page

DN	DN 2	DN 3	Angle	A. no.	€	PU
160	110	110	45°	02399	74.98	5
	110	110	67.5°	02264	74.98	5
	110	110	87.5°	02274	74.98	5

* Swept entry branch

Corner double branch
PKEDA
Spread angle 90°, equal bottom

DN	DN 2	DN 3	Angle	A. no.	€	PU
90	50	50	87.5°	01538	79.78	10
	50	90	87.5°	02827	91.83	5
	90	50	87.5°	02826	91.83	5
	90	90	87.5°	02829	79.78	10
110	50	50	87.5°	01540*	79.78	10
	50	110	87.5°	02838	91.83	5
	75	110	87.5°	02279	91.83	10
	90	90	87.5°	01539	91.83	10
	110	50	87.5°	02291	91.83	5
	110	75	87.5°	02277	91.83	10
	110	110	87.5°	02275	91.83	10
125	110	110	87.5°	02276	100.34	5
160	110	110	87.5°	02278	110.53	5

* Delivery time on request

Verticale double branch
PKVDA

DN	DN 2	DN 3	Angle	A. no.	€	PU
90	90	50	87.5°	01945	98.03	10
110	90	50	87.5°	01946	101.32	10
	110	50	87.5°	01947	102.97	10

Combo branch
PKKA

DN	DN 2	DN 3	Angle	A. no.	€	PU
90	75	90	87.5°	02328	132.02	5
	90	75	87.5°	02329	132.02	5

DN	DN 2	DN 3	Angle	A. no.	€	PU
110	75	110	87.5°	02273	146.45	5
	110	75	87.5°	02268	146.45	5
	110	110	87.5°	02296	165.74	5

Parallel branch
PKPA

DN	DN 2	A. no.	€	PU
90	90	02828	76.70	10
110	110	02294	76.70	10

Adapter
PKR

DN	DN 2	A. no.	€	PU
40	32	02280	5.24	20
50	32	02281	5.24	20
	40	02282	5.24	20
75	50	02283	6.45	20
90	50	02885	9.44	20
	75	02886	9.44	20
110	50	02284	9.44	20
	75	02285	9.44	20
	90	02887	10.18	20

Continued on next page

Continued from previous page

125	110	02286	17.36	20
160	110	02287	25.82	20
	125	02288	25.82	20
200	160	02981	157.53	60
250	200	02983	297.31	26

Adapter centric
PKRZ

DN	DN 2	A. no.	€	PU
40	50	01786	23.79	10
	75	01785	33.08	10
50	75	01787	33.08	10
90	110	01791	38.33	10

Cleaning pipe
PKRE
pressure-tight up to 0.5 bar

DN	A. no.	€	PU
50	02342	15.72	10
75	02343	19.46	10
90	02347	28.89	10
110	02344	28.89	10
125	02345	57.77	10
160	02346	88.82	5
200	02992	189.19	20
250	02993	243.20	12

Replacement cover for cleaning pipe

DN 125-250

DN	A. no.	€	PU
50	07914	12.28	1
75	07918	14.05	1
90	07903	16.09	1
110	07925	18.34	1
125-250	02393	33.08	1

Double socket
PKD

DN	A. no.	€	PU
32	02300	4.74	10
40	02301	4.74	10
50	02302	4.95	10
75	02303	6.59	10
90	02307	11.47	10
110	02304	11.47	10
125	02305	21.56	20
160	02306	32.35	10
200	02986	129.40	54
250	02987	204.07	22

Slip-on sleeve
PKU

DN	A. no.	€	PU
40	02311	4.74	10
50	02312	4.95	10
75	02313	6.59	10
90	02319	11.47	10
110	02314	11.47	10
125	02315	21.56	20
160	02316	32.35	10
200	02984	129.40	54

Long socket
PKL

DN	A. no.	€	PU
40	02331	5.24	10
50	02332	6.83	10
75	02333	9.74	10
90	02338	15.72	10
110	02334	15.72	10
125	02335	21.26	10
160	02336	39.59	10
200	02339	118.58	20
250	02340	195.55	12

Extraction-proof connection PKASV

DN	A. no.	€	PU
32	01750	4.74	10
40	01751	5.31	10
50	01752	6.29	10
75	01753	7.47	10
90	01754	9.38	10
110	01755	17.59	10
125	01756	25.52	10
160	01757	33.62	10
200	01758	58.67	5
250	01759	92.15	5

1.2.3 Sealings

Lip seal ring EPDM
for pipes and fittings except for slip-on sleeves

DN	A. no.	€	PU
32	02750	1.12	1
40	02751	1.19	1
50	02752	1.28	1
75	02753	1.87	1
90	02754	3.30	1
110	02755	2.46	1
125	02756	3.45	1
160	02757	4.64	1

Lip seal ring
for pipes and fittings except for slip-on sleeves

DN	A. no.	€	PU
200	02937	8.37	1
250	02938	13.46	1

Lip seal ring NBR
oil and grease resistant, impervious to radon

DN	A. no.	€	PU
50	00149	1.59	1
75	00150	2.28	1
90	00151	2.90	1
110	00152	3.59	1
125	00153	7.04	1
160	00154	12.35	1
200	00155	16.85	1
250	00156	20.58	1

Lip seal ring silicone
High temperature resistant

DN	A. no.	€	PU
50	00170	2.46	1
75	00171	2.46	1
90	00172	3.96	1
110	00173	5.99	1
125	00174	7.41	1
160	00175	15.72	1

Double lip seal ring
for slip-on sleeves

DN	A. no.	€	PU
40	02940	0.61	1
50	02941	0.98	1
75	02942	1.35	1
90	02946	1.72	1
110	02943	1.72	1
125	02944	3.90	1
160	02945	4.64	1
200	02947	4.95	1

1.2.4 Accessories

Chamfering tool
for chamfering of POLO-KAL® pipes

Description	A. no.	€	PU
DN 32/40/50	08985	41.68	200

Lubricant

Description	A. no.	€	PU
250 g, tube	08972	5.92	42
1 kg, bucket	08975	16.76	18

1.3 POLO-KAL 3S

POLO-KAL 3S offers sound insulation on the highest level.
The intermediary layer of the pipe is made of viscoelastic porolene to absorb airborne and structure-borne sound waves and to achieve a durable reduction of flush noises.

1.3.1 Pipes

Push-fit socket pipe
PKSEM

DN	UL	A. no.	€	PU
75 di = 67.4 mm	250 mm	02421	18.10	10
	500 mm	02422	26.38	10
	1,000 mm	02423	42.87	8
	1,500 mm	02424	58.71	8
	2,000 mm	02425	75.37	4
	3,000 mm	02426	96.21	4

DN	UL	A. no.	€	PU
125 di = 114.4 mm	250 mm	02471	30.42	90
	500 mm	02472	43.91	45
	1,000 mm	02473	73.21	40
	1,500 mm	02474	99.04	40
	2,000 mm	02475	126.52	40
	3,000 mm	02476	180.55	40

DN	UL	A. no.	€	PU
90 di = 81 mm	250 mm	02411	22.19	10
	500 mm	02412	33.76	10
	1,000 mm	02413	56.16	6
	1,500 mm	02414	79.60	6
	2,000 mm	02415	101.88	4
	3,000 mm	02416	147.28	4

DN	UL	A. no.	€	PU
160 di = 145 mm	250 mm	02451	48.75	56
	500 mm	02452	69.61	28
	1,000 mm	02453	115.86	36
	2,000 mm	02455	195.46	36
	3,000 mm	02456	278.13	36

DN	UL	A. no.	€	PU
110 di = 100.4 mm	250 mm	02431	22.19	10
	500 mm	02432	33.76	10
	1,000 mm	02433	56.16	4
	1,500 mm	02434	79.60	4
	2,000 mm	02435	101.88	4
	3,000 mm	02436	147.28	2

1.3.2 Fittings

Bend
PKSB

DN	Angle	A. no.	€	PU
75	15°	02520	23.08	10
	30°	02521	23.08	10
	45°	02522	24.20	10
	67.5°	02523	26.38	10
	87.5°	02525	27.19	10

DN	Angle	A. no.	€	PU
125	15°	02560	44.59	10
	30°	02561	46.83	10
	45°	02562	47.15	10
	87.5°	02565	49.90	10

DN	Angle	A. no.	€	PU
90	15°	02526	35.32	10
	30°	02527	35.32	10
	45°	02528	36.13	10
	87.5°	02529	37.72	10

DN	Angle	A. no.	€	PU
160	15°	02550	66.46	5
	30°	02551	68.26	5
	45°	02552	70.57	5
	87.5°	02555	75.59	5

DN	Angle	A. no.	€	PU
110	15°	02530	35.32	10
	30°	02531	35.32	10
	45°	02532	36.13	10
	67.5°	02533	39.04	10
	87.5°	02535	37.72	10

Branch
PKSA

DN	DN 2	Angle	A. no.	€	PU
75	50	45°	02643	45.12	5
	50	87.5°	02645	45.12	5
	75	45°	02606	46.98	5
	75	87.5°	02608	46.98	5

DN	DN 2	Angle	A. no.	€	PU
90	50	45°	02644	55.87	5
	50	87.5°	02603	55.87	5
	75	45°	02605	58.49	5
	75	87.5°	02604	58.49	5
	90	45°	02607	66.33	5
	90	87.5°	02613	66.33	5

Continued on next page

Continued from previous page

DN	DN 2	Angle	A. no.	€	PU
110	50	45°	02646	55.87	5
	50	67.5°	02647	55.87	5
	50	87.5°	02648	55.87	5
	75	45°	02649	58.49	5
	75	67.5°	02650	58.49	5
	75	87.5°	02651	58.49	5
	90	45°	02653	66.33	5
	90	87.5°	02652	66.33	5
	110	45°	02609	66.33	5
	110	67.5°	02610	66.33	5
	110	87.5°	02611	66.33	5

DN	DN 2	Angle	A. no.	€	PU
125	110	45°	02568	93.06	5
	110	87.5°	02569	93.06	5
	125	45°	02566	112.19	5
	125	87.5°	02567	112.19	5

DN	DN 2	Angle	A. no.	€	PU
160	110	45°	02657	177.40	5
	110	87.5°	02659	177.40	5
	160	45°	02615	203.09	5
	160	87.5°	02660	203.09	5

Double branch
PKSDA

DN	DN 2	DN 3	Angle	A. no.	€	PU
110	75	75	87.5°	02692	117.40	5
	110	110	45°	02695	117.40	5
	110	110	67.5°	02513	117.40	5
	110	110	87.5°	02694	117.40	5

Corner double branch
PKSA
Spread angle 90°, equal bottom

DN	DN 2	DN 3	Angle	A. no.	€	PU
110	110	110	87.5°	02674	144.22	5

Parallel branch
PKSA

DN	DN 2	A. no.	€	PU
110	110	02684	125.55	5

Adapter
PKSR

DN	DN 2	A. no.	€	PU
75	50	02738	20.10	10
110	50	02742	24.79	10
	75	02743	32.24	10
125	110	02570	30.54	10
160	110	02745	45.86	10
	125	02747	50.78	10

Adapter short
PKSRK

DN	DN 2	A. no.	€	PU	
75	50	02733	20.10	10	NEW
90	50	02739	24.79	10	
	75	02740	32.24	10	
110	50	02734	24.79	20	NEW
	75	02735	32.24	20	NEW
	90	02741	24.79	10	
160	110	02736	45.86	10	NEW

Cleaning pipe
PKSRE
pressure-tight up to 0.5 bar

DN	A. no.	€	PU
75	02766	70.57	5
90	02772	81.64	5
110	02773	81.64	5
125	02559	123.09	5
160	02782	180.55	5

Replacement cover for cleaning pipe

DN	A. no.	€	PU
75	02770	17.18	1
110	02777	27.79	1
125-250	02393	33.08	1

Double socket
PKSD

DN	A. no.	€	PU	
75	02722	16.89	5	
110	02723	24.20	5	
125	02724	39.04	5	NEW
160	02725	50.78	5	NEW

Slip-on sleeve
PKSU

DN	A. no.	€	PU
75	02712	16.89	5
90	02716	24.20	5
110	02713	24.20	5
125	02571	39.04	5
160	02715	50.78	5

Long socket
PKSL

DN	A. no.	€	PU
110	02700	45.50	5

1.3.3 Sealings

Lip seal ring EPDM
for pipes and fittings except for slip-on sleeves

DN	A. no.	€	PU
50	02752	1.28	1
75	02753	1.87	1
90	02754	3.30	1
110	02755	2.46	1
125	02756	3.45	1
160	02757	4.64	1

Lip seal ring NBR
oil and grease resistant, impervious to radon

DN	A. no.	€	PU
50	00149	1.59	1
75	00150	2.28	1
90	00151	2.90	1
110	00152	3.59	1
125	00153	7.04	1
160	00154	12.35	1

Lip seal ring silicone
High temperature resistant

DN	A. no.	€	PU
50	00170	2.46	1
75	00171	2.46	1
90	00172	3.96	1
110	00173	5.99	1
125	00174	7.41	1
160	00175	15.72	1

Double lip seal ring
for slip-on sleeves

DN	A. no.	€	PU
75	02942	1.35	1
90	02946	1.72	1
110	02943	1.72	1
125	02944	3.90	1
160	02945	4.64	1

1.3.4 Accessories

Lubricant

Description	A. no.	€	PU
250 g, tube	08972	5.92	42
1 kg, bucket	08975	16.76	18

1.4 POLO-KAL® System components

1.4.1 System addition

POLO-KAL® pipe systems allow for any combination with the following transition and connection fittings. The well-conceived functional components and problem-solvers are the optimum supplement for the POLO-KAL® systems.

Adapter short
PKRK

DN	DN 2	A. no.	€	PU	
40	32	02201	5.24	20	NEW
50	32	02202	5.24	20	NEW
	40	02330	5.24	20	
75	50	02875	6.45	20	
80	75	02882*	35.93	20	
90	50	02292	9.44	20	
	75	02289	9.44	20	
110	50	02876	9.44	20	
	75	02877	9.44	20	
	90	02290	10.18	20	
160	110	02878	23.88	20	

* Delivery time on request

Socket plug
PKM

DN	A. no.	€	PU
32	02320	3.68	10
40	02321	3.68	10
50	02322	4.95	10
75	02323	6.45	10
90	02327	14.46	10
110	02324	14.46	10
125	02325	19.46	10
160	02326	24.17	10
200	02990	72.73	90
250	02991	94.29	70

Siphon-fitting
PKS
Push-fit seal provided, unassembled

DN	di		A. no.	€	PU
32	32 mm	1 1/4 "	02350	8.74	20
40	32 mm	1 1/4 "	02351	8.74	20
	40 mm	1 1/2 "	02352	8.74	20
50	32 mm	1 1/4 "	02353	8.74	20
	40 mm	1 1/2 "	02354	8.74	20
	50 mm	2 "	02355	8.74	20

Siphon-elbow
PKSW
Push-fit seal provided, unassembled

DN	di		A. no.	€	PU
32	32 mm	1 1/4 "	02360	8.74	20
40	32 mm	1 1/4 "	02361	8.74	20
	40 mm	1 1/2 "	02362	8.74	20
50	50 mm	2 "	02365	8.74	20
	32 mm	1 1/4 "	02363	8.74	20
	40 mm	1 1/2 "	02364	8.74	20

Siphon-elbow long
PKSB
Push-fit seal provided, unassembled

DN	di		A. no.	€	PU
40-50	32 mm	1 1/4 "	02250	10.18	10
	40 mm	1 1/2 "	02251	10.18	10
50	50 mm	2 "	02252	10.18	10

Plug-in seal
Plug-in seal for siphon fitting

do	di		Description	A. no.	€	PU
46 mm	32 mm	1 1/4 "	-	01552	4.95	1
	40 mm	1 1/2 "	-	01553	5.47	1
54 mm	32 mm	1 1/4 "	old, before 2018	02378	4.95	1
	40 mm	1 1/2 "	old, before 2018	02379	5.47	1
67 mm	50 mm	2 "	-	02380	5.77	1

Siphon-elbow cuttable
PKSB
including protective plug
without plug-in seal (compativle with 1 1/4" and 1 1/2")

DN	di	A. no.	€	PU
50	46 mm	03709	9.43	20

NEW

WC connection piece
PKG
with seal ring

DN	di	A. no.	€	PU
110	100 mm	02371	36.08	10

WC connection elbow
PKGB
with seal

DN	Angle	di	A. no.	€	PU
110	87.5°	100 mm	02372	38.40	10

WC connection branch
PKGA
with seal

DN	DN 2	Angle	di	A. no.	€	PU
110	50	87.5°	100 mm	02373	42.20	10

WC connection seal
PKGD

DN	UL	A. no.	€	PU
110	46 mm	02376	11.01	120

Condensate drainage
PKKO
for plastic pipes

DN 32

DN 40-50

DN	do		A. no.	€	PU
32	8 mm	-	02356	9.00	20
40	-	1/2"	02357	11.14	20
50	-	1/2"	02358	13.10	20

Condensate drain with socket
PKKO
for plastic piping and flexible hosing

DN	do	A. no.	€	PU
100	1/2"	02388	34.74	10
110	1/2"	02387	18.18	10

Condensate drainage
PKKO
Connection to internal thread

DN	do	A. no.	€	PU
32	1/2"	03710	20.16	20
40	1/2"	03711	27.49	20
50	1/2"	03712	31.88	20
75	1/2"	03713	33.54	10
110	1/2"	03715	34.84	10
125	1/2"	03718	40.77	10

Condensate drainage
PKKO
Connection to internal thread

DN	do	A. no.	€	PU
100	1/2"	03717	46.11	10
110	1/2"	03716	35.91	10

Ratstop
prevents rats from entering the stack

DN	A. no.	€	PU
110	03639	241.12	12

Ventilation elbow
PKUB
Integration of the bypass line in the downpipe

DN	Angle	A. no.	€	PU
110	135°	02145	30.32	10

Floor Trap

DN	DN 2	A. no.	€	PU
75	50	02148	33.51	20

Qmax
for downpipes in high-rise buildings

DN	DN 2	A. no.	€	PU
110	75	03640	294.88	9

Misting attachment
PKDH
with sliding collar

DN	A. no.	€	PU
110	02384	65.33	24
125	02385	95.19	15
160	02386	133.05	9

Rain collar
as rain collar or spare part for misting attachment

DN	A. no.	€	PU
110	07933	10.77	1
125	07938	20.16	1
160	07940	24.94	1

Adapter screw connection, screw nut

DN	do	A. no.	€	PU
32	1"	01732	61.05	30
40	1 1/4"	01734	63.17	30
50	1 1/2"	01737	85.54	15

Adapter screw connection
uncoupled, screw nut
for an uncoupled connection of raising systems and submersible pumps.

DN	do	A. no.	€	PU
32	1"	01843	77.66	20
40	1 1/4"	01844	109.54	30
50	1 1/2"	01845	135.87	30

Adapter to external thread

DN	do	A. no.	€	PU
32	1"	01733	61.05	30
40	1 1/4"	01735	67.59	30
50	1 1/2"	01736	91.50	15

Adapter screw connection
uncoupled, external thread
for an uncoupled connection of raising systems and submersible pumps.

DN	do	A. no.	€	PU
32	1"	01840	70.72	30
40	1 1/4"	01841	102.61	20
50	1 1/2"	01842	128.95	20

flange sleeve with spigot end
PKBBS
including seal

DN	PN	A. no.	€	PU
75	16	01740*	44.16	15
90	16	01742*	53.03	12

* Delivery time on request

Loose flange for collar bushing

DN	PN	A. no.	€	PU
75	16	01741*	163.89	15
90	16	01743*	189.38	12

* Delivery time on request

Transition to other materials

POLO-KAL® pipe systems are compatible with all other plastic pipe systems according to EN 1451-1. For the connection of POLO-KAL® pipe systems to pipes made of other materials, POLOPLAST offers transition fittings specifically developed for this purpose.

Please note: Maximum pressure-tightness at 0.3 bar provided the installation is tension-free!

POLO-KAL® spigot

Transition from fibre cement socket to POLO-KAL NG spigot
PKUMAG

A. no.	DN	Sealing range
02860*	50	75–83 mm
02861	75	96–104 mm
02862	110	129–138 mm
02863	125	151–161 mm
02864	160	182–189 mm

Transition from cast socket to POLO-KAL NG spigot
PKUMAG

A. no.	Abb.	DN	Sealing range
02860*	a	50	75–83 mm
02861	a	75	96–104 mm
02865	b	110	120–131 mm
02863	a	125	151–161 mm
02867	b	160	176–179 mm

Transition from POLO-KAL NG socket, "generation before 1960" to POLO-KAL NG spigot
PKUMA

A. no.	DN	Socket
02880	50	53 mm
02881	110	100 mm

POLO-KAL NG transition pipe interior/interior **PKRI**

A. no.	Abb.	DN	Sealing range
02369	a	50	110 mm
02370	a	75	110 mm
02367	b	90	110 mm
02381	b	110	110 mm
02366*	b	110	160 mm
01943	c	110/50	110 mm
01944	c	110/110	110 mm

Fibre cement socket

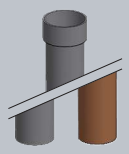

Fibre cement spigot
Cast spigot

Cast socket

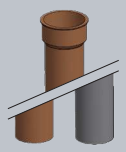

Cast spigot
Fibre cement spigot

Socket "generation before 1960"



Spigot "generation before 1960"
Folded spiral-seam pipe

Spigot DN 110



Transition from cast spigot or fibre cement spigot to POLO-KAL NG spigot
PKUSAG

A. no.	DN	Sealing range
02870	50	58–67 mm
02871	75	78–86 mm
02872	110	110–116 mm
02873	125	135–142 mm
02874	160	160–172 mm

Transition from fibre cement spigot or cast spigot to POLO-KAL NG socket
PKULSAG

A. no.	DN	Sealing range
02850	50	58–67 mm
02851	75	78–86 mm
02852	110	110–116 mm
02853	125	135–142 mm
02854	160	160–172 mm

Transition from spigot "generation before 1960" or from folded spiral-seam pipe to POLO-KAL NG socket
PKUSS

A. no.	DN	Spigot
02389	110	100 mm

POLO-KAL® socket

POLO-KAL® spigot

*Sealing colour: grey

Adapter inside/inside
PKRI
fitting into the spigot of plastic pipes

DN	DN 2	A. no.	€	PU
110	50	02369	15.05	10
	75	02370	15.05	10
	90	02367	25.36	10
	110	02381	68.18	10
160	110	02366	40.42	10

Branch inside/inside
PKEAI
fitting into the spigot of plastic pipes

DN	DN 2	Angle	A. no.	€	PU
110	50	87.5°	01943	76.63	10
	110	87.5°	01944	78.21	10

Adapter from socket to spigot end of other materials
PKULSAG
for fiber cement and cast-iron pipe and fittings
leakproof up to 0.3 bar, when laid free from distortion

DN	Sealing range	A. no.	€	PU
50	58-67 mm	02850	15.10	10
75	78-86 mm	02851	20.64	10
110	110-116 mm	02852	26.51	10
125	135-142 mm	02853	41.15	10
160	160-172 mm	02854	55.16	5

Adapter from spigot end to socket of other materials
PKUMAG
for fiber cement and cast-iron pipe and fittings
leakproof up to 0.3 bar, when laid free from distortion

DN	Sealing range	A. no.	€	PU
50	75-83 mm	02860	15.10	10
75	96-104 mm	02861	20.64	10
110	120-131 mm	02865	26.51	10
	129-138 mm	02862	26.51	10
125	151-161 mm	02863	41.15	10
160	176-179 mm	02867	55.16	10
	182-189 mm	02864	55.16	10

Adapter from spigot end to spigot end of other materials
PKUSAG
for fiber cement and cast-iron pipe and fittings
leakproof up to 0.3 bar, when laid free from distortion

DN	Sealing range	A. no.	€	PU
50	56-67 mm	02870	16.69	10
75	78-86 mm	02871	24.04	10
110	110-116 mm	02872	32.48	10
125	135-142 mm	02873	51.50	10
160	160-172 mm	02874	69.45	5

GLR Spare seal
PKUDGA

Description	di	Colour	A. no.	€	PU
for adapter DN 50	50 mm	black	02890	10.18	1
for adapter DN 50, article 2860	52 mm	grey	02888	12.52	1
for adapter DN 75 and Adapter inside/inside DN 110	75 mm	black	02891	12.73	1
for adapter DN 110	110 mm	black	02892	15.57	1
for adapter DN 125	125 mm	black	02893	24.55	1
for adapter inside/inside DN 160	125 mm	grey	02895	24.55	1
for adapter DN 160	160 mm	black	02894	27.56	1

Adapter from spigot end to socket of old generation
PKUMA

DN	Sealing range	A. no.	€	PU
50	53 mm	02880	12.28	10
110	100 mm	02881	22.22	10

Adapter from socket to spigot end of old generation
PKUSS

DN	Sealing range	A. no.	€	PU
110	100 mm	02389	28.22	1

1.4.2 Cleaning pipe

The POLO-EHP Control pipe guarantees straightforward access to the POLO-KAL® pipe systems for inspection, maintenance and cleaning purposes. The large cleaning aperture, the straightforward locking mechanism that does not use any metal elements, and the high pressure sealing distinguish this solution.

POLO-EHP control
Cleaning pipe with a large opening
pressure-tight up to 1.5 bar

DN	A. no.	€	PU
110	01900	198.86	32
125	01901	227.24	32
160	01902	285.98	24
200	01903	323.98	15
250	01904	431.69	8

POLO-EHP control
Cleaning pipe with a large opening
pressure-tight up to 1.5 bar

DN	A. no.	€	PU
110	06590	198.86	32
125	06591	227.24	32
160	06592	285.98	24

Replacement cover

Description	A. no.	€	PU
up to DN 125	07815	126.82	1
from DN 160	07816	126.82	1

Security clamp
Prevents unauthorized opening of cleaning pipe POLO-EHP Control (vandalism protection)

A. no.	€	PU
07818*	37.30	20

* Delivery time on request

1.4.3 Fire protection

Using POLOPLAST fire protective collars, you ensure compliance with approval standards and system-tested solutions in all kinds of installation situations.

	Location	DN 32	DN 40	DN 50	DN 75	DN 90	DN 110	DN 125	DN 160	DN 200	DN 250
	In solid walls and lightweight partitions over straight pipe	PK-XS PK-NG 02813	PK-XS PK-NG 02814	PK-XS PK-NG 02815	PK-XS PK-NG PK-3S 02818	PK-XS PK-NG PK-3S 02819	PK-XS PK-NG PK-3S 02820	PK-NG PK-3S 02821	PK-NG PK-3S 02822	PK-NG 02823	PK-NG 02824
	In solid ceilings, fitted to straight pipe	PK-XS PK-NG 02813	PK-XS PK-NG 02814	PK-XS PK-NG 02815	PK-XS PK-NG PK-3S 02818	PK-XS PK-NG PK-3S 02819	PK-XS PK-NG PK-3S 02820	PK-NG PK-3S 02821	PK-NG PK-3S 02822	PK-NG 02823	PK-NG 02824
	Diagonally through solid walls, over straight pipe	PK-XS PK-NG 02802	PK-XS PK-NG 02802	PK-XS PK-NG 02806	PK-XS PK-NG PK-3S 02808	PK-XS PK-NG PK-3S 02809	PK-XS PK-NG PK-3S 02811	PK-NG PK-3S 02810	-	-	-
	Diagonally through solid ceilings, over straight pipe	PK-XS PK-NG 02802	PK-XS PK-NG 02802	PK-XS PK-NG 02806	PK-XS PK-NG PK-3S 02808	PK-XS PK-NG PK-3S 02809	PK-XS PK-NG PK-3S 02811	PK-NG PK-3S 02810	-	-	-
	In solid walls over socket	-	-	PK-XS PK-NG 02802	PK-XS PK-NG PK-3S 02807	PK-XS PK-NG PK-3S 02808	PK-XS PK-NG PK-3S 02809	PK-NG PK-3S 02810	-	-	-
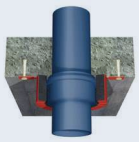	In solid ceilings over socket	-	-	PK-XS PK-NG 02802	PK-XS PK-NG PK-3S 02807	PK-XS PK-NG PK-3S 02808	PK-XS PK-NG PK-3S 02809	PK-NG PK-3S 02810	-	-	-
	In solid walls and ceilings, embedded in mortar Sleeve must protrude by 10 mm	PK-XS PK-NG 02813	PK-XS PK-NG 02814	PK-XS PK-NG 02815	PK-XS PK-NG PK-3S 02818	PK-XS PK-NG PK-3S 02819	PK-XS PK-NG PK-3S 02820	PK-NG PK-3S 02821	PK-NG PK-3S 02822	PK-NG 02823	PK-NG 02824
	In solid walls and lightweight partitions, with soft Intumex AC coating, over straight pipe	PK-XS PK-NG 02813	PK-XS PK-NG 02814	PK-XS PK-NG 02815	PK-XS PK-NG PK-3S 02818	PK-XS PK-NG PK-3S 02819	PK-XS PK-NG PK-3S 02820	PK-NG PK-3S 02821	PK-NG PK-3S 02822	PK-NG 02823	PK-NG 02824

Find more information in the ETA approval No. 15/0686. Instructions on assembly are provided in the assembly instructions enclosed with the product.

POLO-BSM fire protective collar set
BSM
Complete set with noise-insulated film, crews, label sign and installation instructions

h	di	A. no.	€	PU
30 mm	40 mm	02813	35.01	28
	48 mm	02814	37.25	28
	60 mm	02815	40.14	28
	85 mm	02818	45.26	28
	100 mm	02819	48.08	28
	120 mm	02820	54.08	28
	135 mm	02821	69.00	28
	170 mm	02822	89.47	28
	210 mm	02823	126.11	180
	260 mm	02824	211.52	1

h	di	A. no.	€	PU
60 mm	71 mm	02802	56.50	28
	85 mm	02806	59.53	28
	100 mm	02807	64.36	28
	120 mm	02808	72.25	28
	135 mm	02809	94.48	28
	146 mm	02811	104.41	28
	170 mm	02810	112.29	28

1.4.4 Fastening

POLOPLAST fastening clips are exactly matched with the POLO-KAL® pipe systems, which is why they allow a quick and straightforward assembly. Additionally, the POLO-CLIP HS pipe clamp is a highly sound insulating pipe fastening system.

POLO-CLIP HS Clamp
PCHS
Highly sound insulating pipe fastening system

Description	Thread	A. no.	€	PU
for DN 110/90/75	M8	01851	9.43	20
	M10	01854	9.43	20

POLO-CLIP clamp
PCSE

Description	Thread	A. no.	€	PU
for DN 50/40/32	M8	01811	3.50	50
	M10	01810	3.50	50
for DN 110/90/75	M8	01812	6.34	50
	M10	01815	6.34	50
for DN 160/125	M10	01819	9.43	20

POLO-KAL® Screw clamp
RBSE

DN	A. no.	€	PU
40	01930	3.83	50
50	01931	4.04	50
75	01932	6.15	50
110	01933	6.34	20

Threaded rod
RBGS

Thread	UL	A. no.	€	PU
M10	1,000 mm	01921	5.30	1

2-hole base plate
RBLP

Thread	A. no.	€	PU
M10	01920	3.89	1

Noise-insulated set
RBSD
consisting of sound absorbing element, screw with plug, flat uncoupling washer and single-hole plate.
Two sets are required for the two-hole baseplate.

A. no.	€	PU
01915	8.80	50

2 Wastewater disposal

2.1 POLO-ECO plus Premium

The POLO-ECO plus Premium by POLOPLAST constitutes a sewer pipe system of the latest generation. The multi-layered solid piping meets the highest demands placed upon safety, sturdiness and longevity.

2.1.1 POLO-ECO plus Premium 16, Pipes

Push-fit socket pipe
KGEM
SN16 / ≥ 16 kN/m²
with inserted lip seal ring

DN 160
di = 148.2 mm

UL	A. no.	€/m	€/pc.	PU
1,000 mm	07221	50.51	50.51	36
3,000 mm	07223	48.09	144.28	36
6,000 mm	07226	46.17	277.03	36

DN 200
di = 185.4 mm

UL	A. no.	€/m	€/pc.	PU
1,000 mm	07231	86.02	86.02	25
3,000 mm	07233	78.11	234.32	25
6,000 mm	07236	75.72	454.29	25

DN 250
di = 231.8 mm

UL	A. no.	€/m	€/pc.	PU
1,000 mm	07241	140.95	140.95	16
3,000 mm	07243	121.01	363.04	16
6,000 mm	07246	110.47	662.85	16

DN 315
di = 291.8 mm

UL	A. no.	€/m	€/pc.	PU
1,000 mm	07251	221.93	221.93	9
3,000 mm	07253	181.09	543.28	9
6,000 mm	07256	158.23	949.39	9

DN 400
di = 370.8 mm

UL	A. no.	€/m	€/pc.	PU
1,000 mm	07261	359.72	359.72	4
3,000 mm	07263	297.09	891.26	4
6,000 mm	07266	265.56	1,593.38	4

DN 500
di = 463.6 mm

UL	A. no.	€/m	€/pc.	PU
1,000 mm	07271	570.46	570.46	4
3,000 mm	07273	469.94	1,409.82	4
6,000 mm	07276	421.96	2,531.74	4

DN 630
di = 584.4 mm

UL	A. no.	€/m	€/pc.	PU
1,000 mm	07281	1,122.79	1,122.79	2
3,000 mm	07283	723.67	2,171.01	2
6,000 mm	07286	609.84	3,659.02	2

Smooth pipe
KGOM
SN16 / ≥ 16 kN/m²
for a hinged connection to the duct

DN	UL	A. no.	€/m	€/pc.	PU
160	1,000 mm	07182	43.24	43.24	36
200	1,000 mm	07183	75.62	75.62	25
250	1,000 mm	07184	116.55	116.55	16
315	1,000 mm	07185	180.70	180.70	9
400	1,000 mm	07186	299.35	299.35	4
500	1,000 mm	07187	475.01	475.01	4
630	1,000 mm	07188	909.54	909.54	2

2.1.2 POLO-ECO plus Premium 12, Pipes

Push-fit socket pipe
KGEM
SN12 / ≥ 12 kN/m²
with inserted lip seal ring

DN 160
di = 148.4 mm

UL	A. no.	€/m	€/pc.	PU
1,000 mm	06221	45.06	45.06	36
3,000 mm	06223	42.94	128.82	36
6,000 mm	06226	41.30	247.78	36

DN 200
di = 185.6 mm

UL	A. no.	€/m	€/pc.	PU
1,000 mm	06231	76.90	76.90	25
3,000 mm	06233	69.44	208.32	25
6,000 mm	06236	67.70	406.18	25

DN 250
di = 232.4 mm

UL	A. no.	€/m	€/pc.	PU
1,000 mm	06241	125.76	125.76	16
3,000 mm	06243	108.01	324.03	16
6,000 mm	06246	98.64	591.82	16

DN 315
di = 292.6 mm

UL	A. no.	€/m	€/pc.	PU
1,000 mm	06251	198.16	198.16	9
3,000 mm	06253	161.68	485.05	9
6,000 mm	06256	141.29	847.74	9

DN 400
di = 371.6 mm

UL	A. no.	€/m	€/pc.	PU
1,000 mm	06261	321.16	321.16	4
3,000 mm	06263	265.27	795.80	4
6,000 mm	06266	239.73	1,438.37	4

DN 500
di = 464.4 mm

UL	A. no.	€/m	€/pc.	PU
1,000 mm	06271	509.38	509.38	4
3,000 mm	06273	419.59	1,258.78	4
6,000 mm	06276	376.76	2,260.54	4

DN 630
di = 585.8 mm

UL	A. no.	€/m	€/pc.	PU
1,000 mm	06281	1,002.50	1,002.50	2
3,000 mm	06283	646.06	1,938.19	2
6,000 mm	06286	544.54	3,267.25	2

Smooth pipe
KGOM
SN12 / ≥ 12 kN/m²
for a hinged connection to the duct

DN	UL	A. no.	€/m	€/pc.	PU
160	1,000 mm	06182	38.57	38.57	36
200	1,000 mm	06183	67.47	67.47	25
250	1,000 mm	06184	103.97	103.97	16
315	1,000 mm	06185	161.29	161.29	9
400	1,000 mm	06186	267.51	267.51	4
500	1,000 mm	06187	424.14	424.14	4
630	1,000 mm	06188	812.03	812.03	2

2.1.3 POLO-ECO plus Premium 10, Pipes

Push-fit socket pipe
KGEM
SN8 / ≥ 10 kN/m²
with inserted lip seal ring

DN 110
di = 102.2 mm

UL	A. no.	€/m	€/pc.	PU
1,000 mm	05201	20.37	20.37	45
3,000 mm	05203	18.87	56.60	45
6,000 mm	05206	16.82	100.92	45

DN 125
di = 116.4 mm

UL	A. no.	€/m	€/pc.	PU
1,000 mm	05211	29.88	29.88	40
3,000 mm	05213	26.59	79.77	40
6,000 mm	05216	22.05	132.31	40

DN 160
di = 148.8 mm

UL	A. no.	€/m	€/pc.	PU
1,000 mm	05221	39.36	39.36	36
3,000 mm	05223	36.54	109.63	36
6,000 mm	05226	35.49	212.97	36

DN 200
di = 186.2 mm

UL	A. no.	€/m	€/pc.	PU
1,000 mm	05231	67.92	67.92	25
3,000 mm	05233	61.12	183.37	25
6,000 mm	05236	58.90	353.37	25

DN 250
di = 233 mm

UL	A. no.	€/m	€/pc.	PU
1,000 mm	05241	110.79	110.79	16
3,000 mm	05243	95.36	286.08	16
6,000 mm	05246	88.09	528.54	16

DN 315
di = 293.4 mm

UL	A. no.	€/m	€/pc.	PU
1,000 mm	05251	175.58	175.58	9
3,000 mm	05253	142.94	428.83	9
6,000 mm	05256	125.15	750.88	9

DN 400
di = 372.8 mm

UL	A. no.	€/m	€/pc.	PU
1,000 mm	05261	283.83	283.83	4
3,000 mm	05263	234.40	703.21	4
6,000 mm	05266	210.81	1,264.89	4

DN 500
di = 465.8 mm

UL	A. no.	€/m	€/pc.	PU
1,000 mm	05271	449.55	449.55	4
3,000 mm	05273	370.46	1,111.39	4
6,000 mm	05276	332.47	1,994.83	4

Smooth pipe
KGOM
SN8 / ≥ 10 kN/m²
for a hinged connection to the duct

DN	UL	A. no.	€/m	€/pc.	PU
110	1,000 mm	05180	17.34	17.34	45
125	1,000 mm	05181	23.78	23.78	40
160	1,000 mm	05182	33.99	33.99	36
200	1,000 mm	05183	59.74	59.74	25
250	1,000 mm	05184	91.76	91.76	16
315	1,000 mm	05185	140.85	140.85	9
400	1,000 mm	05186	233.61	233.61	4
500	1,000 mm	05187	371.48	371.48	4

2.1.4 Fittings for POLO-ECO plus Premium, 16, 12, 10

Bend
KGB

DN	Angle	A. no.	€	PU
110	15°	06301	16.53	200
	30°	06302	16.37	180
	45°	06303	15.83	180
	67.5°	06304	18.07	160
	87.5°	06305	17.30	160

DN	Angle	A. no.	€	PU
125	15°	06311	30.22	140
	30°	06312	30.07	120
	45°	06313	29.76	120
	67.5°	06314	41.25	100
	87.5°	06315	40.56	100

DN	Angle	A. no.	€	PU
160	7.5°	06320	69.06	70
	15°	06321	48.03	70
	30°	06322	46.50	70
	45°	06323	45.13	50
	67.5°	06324	61.04	50
	87.5°	06325	59.57	50

DN	Angle	A. no.	€	PU
200	7.5°	06330	117.35	40
	15°	06331	117.35	40
	30°	06332	117.35	40
	45°	06333	140.35	40
	67.5°	06334	140.35	18
	87.5°	06335	177.70	25

Continued on next page

Continued from previous page

DN	Angle	A. no.	€	PU
250	7.5°	06340	204.47	20
	15°	06341	204.47	20
	30°	06342	204.47	20
	45°	06343	297.68	18
	87.5°	06345	312.43	9

DN	Angle	A. no.	€	PU
315	7.5°	06350	312.43	8
	15°	06351	312.43	8
	30°	06352	328.44	6
	45°	06353	351.31	6
	87.5°	06355	386.63	4

DN	Angle	A. no.	€	PU
400	7.5°	06360	707.64	3
	15°	06361	755.30	3
	30°	06362	837.92	3
	45°	06363	1,072.81	2
	87.5°	06365	1,600.78	2

DN	Angle	A. no.	€	PU
500	7.5°	06370	1,427.45	1
	15°	06371	1,490.56	1
	30°	06372	1,573.93	1
	45°	06373	2,038.57	1
	87.5°	06375	2,445.17	1

DN	Angle	A. no.	€	PU
630	7.5°	06380	2,593.61	1
	15°	06381	2,770.32	1
	30°	06382	3,078.61	1
	45°	06383*	3,890.52	1
	87.5°	06385*	4,706.77	1

* Delivery time on request

Branch
KGEA

DN	DN 2	Angle	A. no.	€	PU
110	110	45°	06400	38.87	70
125	110	45°	06401	65.68	50
	125	45°	06402	99.65	40
160	110	45°	06403	89.27	36
	110	90°	06453	92.70	30
	160	45°	06405	128.49	30
	160	90°	06455	141.49	24
200	110	90°	06456	173.46	18
	160	45°	06408	175.47	16
	160	90°	06458	192.99	18
	200	45°	06409	229.47	14
250	160	45°	06412	292.48	12
	160	90°	06462	321.64	12
	200	45°	06413	339.58	6
	250	45°	06414	497.99	5
315	160	45°	06417	421.28	5
	160	90°	06467	463.53	4
	200	45°	06418	460.28	5
	250	45°	06419	616.31	4
	315	45°	06420	972.77	4
400	160	45°	06423	932.82	4
	160	90°	06473	999.26	4
	200	45°	06424	952.48	4
	250	45°	06425	1,166.33	4
	315	45°	06426	1,378.18	3
	400	45°	06427	1,888.42	2
500	160	45°	06430	1,646.44	2
	160	90°	06480	1,687.57	2
	200	45°	06431	1,783.04	2
	250	45°	06432	1,943.43	2
	315	45°	06433	2,080.56	2
	400	45°	06434	2,394.70	2
	500	45°	06435	3,604.66	2
630	160	45°	06440	2,295.56	1
	160	90°	06490*	2,329.51	2
	200	45°	06441*	2,376.38	1
	250	45°	06442*	2,580.70	1
	315	45°	06443*	2,698.19	1
	400	45°	06444*	3,158.54	1
	500	45°	06445*	3,725.85	1
	630	45°	06446*	4,916.74	1

* Delivery time on request

Control branch
KGEA

DN	DN 2	Angle	A. no.	€	PU
160	160	45°	06630	324.41	12
200	160	45°	06631	352.15	1
250	160	45°	06632	415.93	8
315	160	45°	06633	554.56	5
400	160	45°	06634	1,109.13	4
500	160	45°	06635*	1,802.33	2
630	160	45°	06636*	2,495.55	2

* Delivery time on request

Three-socket-branch
KG3A

DN	DN 2	Angle	A. no.	€	PU
160	160	45°	06552	175.62	25
200	160	45°	06553	306.56	14
250	160	45°	06554	545.73	8
315	160	45°	06555	751.55	5
400	160	45°	06556	1,230.98	4
500	160	45°	06557	2,016.93	2

Socket-less branch
KGMA

DN	DN 2	Angle	A. no.	€	PU
160	160	45°	06560	122.17	22
200	160	45°	06561	166.52	14
250	160	45°	06563	277.81	8
315	160	45°	06565	400.24	5

equal bottom Branch
without socket on the main pipe

DN	DN 2	Angle	A. no.	€	PU
315	160	90°	06571	422.05	5
400	160	90°	06572	616.48	4
500	160	90°	06573*	1,019.62	2
630	160	90°	06574*	1,884.61	2

* Delivery time on request

Drop branch
KGAA

DN	DN 2	Angle	A. no.	€	PU
160	160	135°	06698	211.26	14
200	200	135°	06699	351.15	8

Adapter
KGR

DN	DN 2	A. no.	€	PU
125	110	06500	26.61	200
160	110	06501	39.55	180
	125	06502	39.55	140
200	160	06503	158.89	60
250	200	06505	339.58	26
315	250	06507	419.54	10
400	315	06509	1,406.18	6
500	400	06511	1,766.73	2
630	500	06512	2,030.02	1

Adapter from socket to stoneware spigot
KGUS

DN	DN 2	A. no.	€	PU
160	160	00877	123.75	100

Double socket
KGD

DN	A. no.	€	PU	
110	06530	18.82	200	
125	06531	32.36	120	
160	06532	46.75	70	
200	06533	130.33	54	
250	06534	251.13	22	
315	06535	363.00	12	
400	06536	646.15	3	NEW
500	06537	1,030.73	2	NEW
630	06538	1,637.63	1	

Slip-on sleeve
KGU

DN	A. no.	€	PU
110	06520	18.82	200
125	06521	32.36	120
160	06522	46.75	70
200	06523	130.33	54
250	06524	251.13	22
315	06525	363.00	12
400	06526	646.15	3
500	06527	1,030.73	2
630	06528	1,637.63	1

Socket plug
KGM

DN	A. no.	€	PU
110	06540	21.27	480
125	06541	28.63	300
160	06542	34.96	250
200	06543	95.69	90
250	06544	140.52	70
315	06545	197.56	36
400	06546	298.54	15

2.1.5 Sealings

Lip seal ring
for pipes and fittings except for slip-on sleeves

DN	A. no.	€	PU
110	02934	2.46	1
125	02935	3.45	1
160	02936	4.64	1
200	02937	8.37	1
250	02938	13.46	1
315	04476	18.34	1
400	04477	22.53	1
500	04479*	49.25	1
630	04469*	66.24	1

* Delivery time on request

Lip seal ring NBR
oil and grease resistant, impervious to radon

DN	A. no.	€	PU
110	00152	3.59	1
125	00153	7.04	1
160	00154	12.35	1
200	00155	16.85	1
250	00156	20.58	1
315	00167	18.87	1
400	00168	41.02	1
500	00169	119.23	1
630	00160	139.11	100

Double lip seal ring
for slip-on sleeves

DN	A. no.	€	PU
110	02943	1.72	1
125	02944	3.90	1
160	02945	4.64	1
200	02947	4.95	1
250	04519	24.04	1
315	04520	35.70	1

SR-lip seal ring
KGLI
for slip-on sleeves

DN	A. no.	€	PU	
400	04586	47.63	1	NEW
500	04587	90.73	1	NEW
630	04588	120.22	1	NEW

2.1.6 Cleaning pipe

POLO-EHP control
Cleaning pipe with a large opening
pressure-tight up to 1.5 bar

DN	A. no.	€	PU
110	06590	198.86	32
125	06591	227.24	32
160	06592	285.98	24
200	06593	323.98	15
250	06594	405.60	8
315	06595	505.73	6
400	06596	624.81	4
500	06597	796.74	2
630	06598*	1,282.43	1

* Delivery time on request

Replacement cover

Description	A. no.	€	PU
up to DN 125	07815	126.82	1
from DN 160	07816	126.82	1

2.1.7 Accessories

Cutting and Chamfering Device

A. no.	€	PU
05150	1,464.84	1

Cutting and Chamfering Disc

A. no.	€	PU
05151	309.95	1

Snatch belt

A. no.	€	PU
05149*	220.22	1

* Delivery time on request

Lubricant

Description	A. no.	€	PU
250 g, tube	08972	5.92	42
1 kg, bucket	08975	16.76	18

3 Pipe and cable penetration

3.1 POLO-RDS Evolution

The innovative pipe and cable duct system features many smart solutions and allows cables and pipes in the dimensions between 8 and 250 mm to be fed through walls simply and safely. The finned pipe made of PP and the sealing elements allow the media pipes to be integrated - and even retrofitted - without difficulty. Patented, yellow assembling controls ensure that the screws are tightened correctly.

Finned pipe	BL	DN 100	DN 150	DN 200	DN 300
	300	A. no. 01030	A. no. 01036	A. no. 01031	A. no. 01034
	600	A. no. 01070	-	A. no. 01073	A. no. 01076

Sealing elements	DN 100	DN 150	DN 200	DN 300
Sealing elements, simple duct	**13–50 mm folding open** A. no. 01011	**25–65 mm folding open** A. no. 01024	**50–125 mm folding open** A. no. 01012	**160 mm** A. no. 01016
	52–58 mm folding open A. no. 01014	**70–90 mm folding open** A. no. 01025	**160 mm folding open** A. no. 01013	**200 mm** A. no. 01017
	63 mm folding open A. no. 01015	**110 mm folding open** A. no. 01026		**250 mm** A. no. 01018
Sealing elements, multiple duct	**8, 2×10, 12, 14, 16, 18 mm folding open** A. no. 01010	**5× 8–35 mm folding open** A. no. 01023		
Sealing elements, dummy	A. no. 01020	A. no. 01027	A. no. 01021	A. no. 01022

Core drilling (provide 2 sealing elements)	100–102 mm	150–152 mm	200–202 mm	300–302 mm
for medium pipes	8–63 mm	8–110 mm	50–160 mm	160–250 mm

Packages	DN 100	DN 150	DN 200
Package consisting of finned pipe, installation length 300mm, and one or two sealing elements	**15–50 mm** A. no. 01040	**25–65 mm** A. no. 01046	**50–125 mm** A. no. 01041
		70–90 mm A. no. 01047	**160 mm** A. no. 01044

3.1.1 Package

Package
consisting of:

- ribbed pipe length 300 mm
- sealing elemt(s)

Description	Sealing range	A. no.	€	PU
Finned pipe DN 100, 2 seal elements	13-50 mm	01040	223.52	48
Finned pipe DN 150, 2 seal elements	25-65 mm	01046	338.36	24
	70-90 mm	01047	353.86	24
Finned pipe DN 200, 2 seal elements	50-125 mm	01041	416.73	16
Finned pipe DN 200, 1 seal element	160 mm	01044	267.43	16

3.1.2 Finned pipe

Finned pipe
tight wall duct

300 mm

600 mm

DN	UL	A. no.	€	PU
100	300 mm	01030	55.31	8
	600 mm	01070	74.76	30
150	300 mm	01036	91.84	8
200	300 mm	01031	111.41	6
	600 mm	01073	140.03	12
300	300 mm	01034	172.65	2
	600 mm	01076	210.87	6

Floor penetration
Leakproof flooring duct for direct connection DN 110 or insertion of sealing element DN 100

DN	UL	A. no.	€	PU	
110	400 mm	01029	54.78	48	NEW

Longbow
for the straightforward insertion of cables and lines. Matches flooring ducts DN 110 and finned pipe 100.

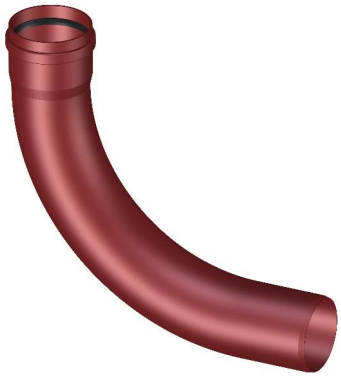

DN	A. no.	€	PU	
110	01048	31.50	75	NEW

Fireflange
Welding of bitumen sheeting to POLO-RDS Evolution finned pipes.

DN	A. no.	€	PU	
100	01051	112.88	26	NEW
150	01052	188.13	26	NEW

3.1.3 Seal element

Seal element

DN	Sealing range	A. no.	€	PU
100	13-50 mm	01011	103.11	600
	52-58 mm	01014	88.01	400
	63 mm	01015	88.01	400

DN	Sealing range	A. no.	€	PU
150	25-65 mm	01024	142.06	200
	70-90 mm	01025	150.67	200
	110 mm	01026	133.96	128

DN	Sealing range	A. no.	€	PU
200	50-125 mm	01012	180.78	96
	160 mm	01013	156.03	108

DN	Sealing range	A. no.	€	PU
300	160 mm	01016	258.86	2
	200 mm	01017	249.25	2
	250 mm	01018	239.69	2

Seal element multiple passage

DN	Description	A. no.	€	PU
100	8, 2 × 10, 12, 14, 16, 18 mm	01010	103.11	500
150	5× 8–35 mm	01023	242.51	100

Seal element dummy

DN	A. no.	€	PU
100	01020	51.87	500
150	01027	107.64	200
200	01021	155.81	96
300	01022	287.73	2

4 Bridge construction

4.1 Bridge drainage

POLO-ECO plus Premium is equally impressive when used in bridge drainage. Its high longitudinal stability and the wide distances between assembly points that result from it, its guaranteed resistance to UV radiation in conjunction with innovative special-purpose fittings, ensure the technical and economic optimisation of these infrastructure projects.

4.1.1 Pipes

Drainage of sealing structures

DN	UL	A. no.	€/m	€/pc.	PU
75	500 mm	05188	27.80	13.90	10
di = 69.8 mm	1,000 mm	05189	19.54	19.54	8

Push-fit socket pipe
KGEM
SN8 / ≥ 10 kN/m²
with inserted lip seal ring

DN 110				
di = 102.2 mm				
UL	A. no.	€/m	€/pc.	PU
1,000 mm	05201	20.37	20.37	45
3,000 mm	05203	18.87	56.60	45
6,000 mm	05206	16.82	100.92	45

DN 125				
di = 116.4 mm				
UL	A. no.	€/m	€/pc.	PU
1,000 mm	05211	29.88	29.88	40
3,000 mm	05213	26.59	79.77	40
6,000 mm	05216	22.05	132.31	40

Push-fit socket pipe
KGEM
SN12 / ≥ 12 kN/m²
with inserted lip seal ring

DN 160
di = 148.4 mm

UL	A. no.	€/m	€/pc.	PU
1,000 mm	06221	45.06	45.06	36
3,000 mm	06223	42.94	128.82	36
6,000 mm	06226	41.30	247.78	36

DN 200
di = 185.6 mm

UL	A. no.	€/m	€/pc.	PU
1,000 mm	06231	76.90	76.90	25
3,000 mm	06233	69.44	208.32	25
6,000 mm	06236	67.70	406.18	25

DN 250
di = 232.4 mm

UL	A. no.	€/m	€/pc.	PU
1,000 mm	06241	125.76	125.76	16
3,000 mm	06243	108.01	324.03	16
6,000 mm	06246	98.64	591.82	16

DN 315
di = 292.6 mm

UL	A. no.	€/m	€/pc.	PU
1,000 mm	06251	198.16	198.16	9
3,000 mm	06253	161.68	485.05	9
6,000 mm	06256	141.29	847.74	9

DN 400
di = 371.6 mm

UL	A. no.	€/m	€/pc.	PU
1,000 mm	06261	321.16	321.16	4
3,000 mm	06263	265.27	795.80	4
6,000 mm	06266	239.73	1,438.37	4

DN 500
di = 464.4 mm

UL	A. no.	€/m	€/pc.	PU
1,000 mm	06271	509.38	509.38	4
3,000 mm	06273	419.59	1,258.78	4
6,000 mm	06276	376.76	2,260.54	4

DN 630
di = 585.8 mm

UL	A. no.	€/m	€/pc.	PU
1,000 mm	06281	1,002.50	1,002.50	2
3,000 mm	06283	646.06	1,938.19	2
6,000 mm	06286	544.54	3,267.25	2

4.1.2 Fittings

Bend
PKSB

DN	Angle	A. no.	€	PU
75	15°	02520	23.08	10
	30°	02521	23.08	10
	45°	02522	24.20	10
	67.5°	02523	26.38	10
	87.5°	02525	27.19	10

Bend
KGB

DN	Angle	A. no.	€	PU
110	15°	06301	16.53	200
	30°	06302	16.37	180
	45°	06303	15.83	180
	67.5°	06304	18.07	160
	87.5°	06305	17.30	160

DN	Angle	A. no.	€	PU
125	15°	06311	30.22	140
	30°	06312	30.07	120
	45°	06313	29.76	120
	67.5°	06314	41.25	100
	87.5°	06315	40.56	100

DN	Angle	A. no.	€	PU
160	7.5°	06320	69.06	70
	15°	06321	48.03	70
	30°	06322	46.50	70
	45°	06323	45.13	50
	67.5°	06324	61.04	50
	87.5°	06325	59.57	50

DN	Angle	A. no.	€	PU
200	7.5°	06330	117.35	40
	15°	06331	117.35	40
	30°	06332	117.35	40
	45°	06333	140.35	40
	67.5°	06334	140.35	18
	87.5°	06335	177.70	25

DN	Angle	A. no.	€	PU
250	7.5°	06340	204.47	20
	15°	06341	204.47	20
	30°	06342	204.47	20
	45°	06343	297.68	18
	87.5°	06345	312.43	9

DN	Angle	A. no.	€	PU
315	7.5°	06350	312.43	8
	15°	06351	312.43	8
	30°	06352	328.44	6
	45°	06353	351.31	6
	87.5°	06355	386.63	4

DN	Angle	A. no.	€	PU
400	7.5°	06360	707.64	3
	15°	06361	755.30	3
	30°	06362	837.92	3
	45°	06363	1,072.81	2
	87.5°	06365	1,600.78	2

DN	Angle	A. no.	€	PU
500	7.5°	06370	1,427.45	1
	15°	06371	1,490.56	1
	30°	06372	1,573.93	1
	45°	06373	2,038.57	1
	87.5°	06375	2,445.17	1

Continued on next page

Continued from previous page

DN	Angle	A. no.	€	PU
630	7.5°	06380	2,593.61	1
	15°	06381	2,770.32	1
	30°	06382	3,078.61	1
	45°	06383*	3,890.52	1
	87.5°	06385*	4,706.77	1

* Delivery time on request

Branch
KGEA

DN	DN 2	Angle	A. no.	€	PU
110	110	45°	06400	38.87	70
125	110	45°	06401	65.68	50
	125	45°	06402	99.65	40
160	110	45°	06403	89.27	36
	110	90°	06453	92.70	30
	160	45°	06405	128.49	30
	160	90°	06455	141.49	24
200	110	90°	06456	173.46	18
	160	45°	06408	175.47	16
	160	90°	06458	192.99	18
	200	45°	06409	229.47	14
250	160	45°	06412	292.48	12
	160	90°	06462	321.64	12
	200	45°	06413	339.58	6
	250	45°	06414	497.99	5
315	160	45°	06417	421.28	5
	160	90°	06467	463.53	4
	200	45°	06418	460.28	5
	250	45°	06419	616.31	4
	315	45°	06420	972.77	4
400	160	45°	06423	932.82	4
	160	90°	06473	999.26	4
	200	45°	06424	952.48	4
	250	45°	06425	1,166.33	4
	315	45°	06426	1,378.18	3
	400	45°	06427	1,888.42	2
500	160	45°	06430	1,646.44	2
	160	90°	06480	1,687.57	2
	200	45°	06431	1,783.04	2
	250	45°	06432	1,943.43	2
	315	45°	06433	2,080.56	2
	400	45°	06434	2,394.70	2
	500	45°	06435	3,604.66	2
630	160	45°	06440	2,295.56	1
	160	90°	06490*	2,329.51	2
	200	45°	06441*	2,376.38	1
	250	45°	06442*	2,580.70	1
	315	45°	06443*	2,698.19	1
	400	45°	06444*	3,158.54	1
	500	45°	06445*	3,725.85	1
	630	45°	06446*	4,916.74	1

* Delivery time on request

Adapter
PKSR

DN	DN 2	A. no.	€	PU
110	75	02743	32.24	10

Adapter KGR

DN	DN 2	A. no.	€	PU
125	110	06500	26.61	200
160	110	06501	39.55	180
	125	06502	39.55	140
200	160	06503	158.89	60
250	200	06505	339.58	26
315	250	06507	419.54	10
400	315	06509	1,406.18	6
500	400	06511	1,766.73	2
630	500	06512	2,030.02	1

Long socket

DN	A. no.	€	PU
160	06513	153.89	1
200	06514	194.09	12
250	06515	367.40	6
315	06516	582.28	5
400	06517	1,088.33	4
500	06518*	1,871.65	1
630	06519*	3,119.42	1

* Delivery time on request

Slip-on sleeve PKSU

DN	A. no.	€	PU
75	02712	16.89	5

Slip-on sleeve KGU

DN	A. no.	€	PU
110	06520	18.82	200
125	06521	32.36	120
160	06522	46.75	70
200	06523	130.33	54
250	06524	251.13	22
315	06525	363.00	12
400	06526	646.15	3
500	06527	1,030.73	2
630	06528	1,637.63	1

Threaded lid

DN	A. no.	€	PU
160	02395	18.78	1
200	02927	33.51	15
250	02928	49.65	1

Inlet for road expansion joints

DN	DN 2	A. no.	€	PU
315	160	06589	751.72	10

4.1.3 Cleaning pipe

POLO-EHP control
Cleaning pipe with a large opening
pressure-tight up to 1.5 bar

DN	A. no.	€	PU
110	06590	198.86	32
125	06591	227.24	32
160	06592	285.98	24
200	06593	323.98	15
250	06594	405.60	8
315	06595	505.73	6
400	06596	624.81	4
500	06597	796.74	2
630	06598*	1,282.43	1

* Delivery time on request

Replacement cover

Description	A. no.	€	PU
up to DN 125	07815	126.82	1
from DN 160	07816	126.82	1

4.1.4 Sealings

Inlet pipe seal

DN	A. no.	€	PU
75	04464	20.21	100

Lip seal ring
for pipes and fittings except for slip-on sleeves

DN	A. no.	€	PU
110	02934	2.46	1
125	02935	3.45	1
160	02936	4.64	1
200	02937	8.37	1
250	02938	13.46	1
315	04476	18.34	1
400	04477	22.53	1
500	04479*	49.25	1
630	04469*	66.24	1

* Delivery time on request

Lip seal ring NBR
oil and grease resistant, impervious to radon

DN	A. no.	€	PU
75	00150	2.28	1
110	00152	3.59	1
125	00153	7.04	1
160	00154	12.35	1
200	00155	16.85	1
250	00156	20.58	1
315	00167	18.87	1
400	00168	41.02	1
500	00169	119.23	1
630	00160	139.11	100

4.1.5 Accessories

Lubricant

Description	A. no.	€	PU
250 g, tube	08972	5.92	42
1 kg, bucket	08975	16.76	18

02/04.22/en_POLOPLAST

© Copyright. All contents and graphical representations are protected by copyright and, even in altered form, they may only be reproduced, published or distributed following the express written approval of POLOPLAST.

Registered office: Leonding . Court of registry: LG Linz
Commercial register number GmbH: FN89038P . Commercial register number KG: FN22032A

POLOPLAST GmbH & Co KG
Poloplaststraße 1 . 4060 Leonding . Austria
T +43(0)732.3886 . office@poloplast.com . www.poloplast.com